

Apple



ESG Score

100

Sector:

**Information
Technology**

**♻️ Invests in
renewable energy at
its production
centers.**

**⚠️ Criticized for labor
conditions in the
supply chain.**

Microsoft



ESG Score

99.5

Sector:

**Information
Technology**

**♻️ Committed to
becoming carbon
negative by 2030.**

**⚠️ High energy
consumption in data
centers.**

Alphabet

Alphabet

ESG Score

99

Sector:

**Information
Technology**

 **Uses only renewable
energy in its
operations.**

 **Challenges related
to data privacy.**

Amazon



ESG Score

98.5

Sector:

**Consumer
Discretionary**

**♻️ Plans to become
carbon neutral by
2040.**

**⚠️ Working conditions
in warehouses have
faced criticism.**

Saudi Aramco



ESG Score

98

Sector:

Energy

**♻️ Initiates projects in
renewable energy.**

**⚠️ Highest emissions
among oil companies.**

Tesla




TESLA

ESG Score

97.5

Sector:

**Automobiles /
Consumer
Discretionary**

 **Promotes the use of
electric vehicles and
reduces CO₂
emissions.**

 **Observed labor
condition issues in
factories.**

Berkshire Hathaway



ESG Score

97

Sector:

Finance

**♻️ Invests in
renewable energy
projects through
subsidiaries.**

**⚠️ Lacks
transparency in
sustainability
reports.**

Meta Platforms




ESG Score

96.5

Sector:

**Information
Technology**

 **Operates under sustainability principles by reducing energy consumption.**

 **Faces privacy and misinformation problems.**

NVIDIA



ESG Score

96


Sector:

**Information
Technology**

**♻️ Innovative
solutions for energy
saving in production
processes.**

**⚠️ Manufacturing
processes have
higher energy
consumption.**

Taiwan Semicon ductor



ESG Score

95.5

Sector:

**Information
Technology**

**♻️ Implements energy-
efficient
manufacturing
technologies.**

**⚠️ Faces water
scarcity problems.**

JPMorgan Chase

JPMorganChase

ESG Score

95

Sector:

Finance

 **Finances
renewable energy
projects.**

 **Investments in the
fossil fuel sector raise
concerns.**

Visa



ESG Score

94.5

Sector:

Finance

 **Implements sustainability initiatives in the supply chain.**

 **Some details are lacking in ESG reports.**

Johnson & Johnson

Johnson & Johnson

MEDICAL DEVICES COMPANIES

ESG Score

94.0

Sector:

Health Care

♻️ Develops sustainable healthcare initiatives.

⚠️ Some products receive criticism due to their environmental impact.

Walmart



ESG Score

93.5

Sector:

Retail

 **Committed to becoming carbon neutral by 2040.**

 **Supply chain labor conditions raise concerns.**

Samsung Electronics




ESG Score

93.0

Sector:

**Electronics
Manufacturing**

 **Invests in
environmentally
friendly technologies.**

 **High energy
consumption is
recorded in
manufacturing
processes.**

LVMH

LVMH


ESG Score

92.5

Sector:

Luxury Goods

 **Promotes sustainable manufacturing practices in its supply chain.**

 **The environmental impact of certain manufacturing processes remains insufficiently controlled.**

Procter & Gamble




ESG Score

92.0


Sector:

**Consumer
Goods**

 **Reduces waste and implements recycling systems.**

 **Supply chain challenges arise in certain regions.**

Mastercard



mastercard

ESG Score

91.5

Sector:

Finance

♻️ Promotes the development of sustainable payment technologies.

⚠️ Lack of transparency in ESG reports.

ExxonMobil

ExxonMobil

ESG Score

91.0

Sector:

Energy

♻️ Invests in CO₂ capture technologies.

⚠️ Fossil fuel sector activities result in high emissions.

Roche




ESG Score

90.5

Sector:

Health Care

 **Promotes sustainable solutions in healthcare.**

 **The environmental impact of some manufacturing processes is still relevant.**

Coca-Cola



ESG Score

90.0

Sector:

Beverages

♻️ Implements recycling technologies in packaging.

⚠️ High water consumption is used in production.

Oracle

The Oracle logo, featuring the word "ORACLE" in a red, sans-serif, uppercase font.

ESG Score

89.5

Sector:

**Information
Technology**

 **Optimizes its data centers for energy efficiency.**

 **Dependence on old IT infrastructures.**

Comcast



ESG Score

89.0

Sector:

Media

♻️ Optimizes its data centers for energy efficiency.

⚠️ Dependence on old IT infrastructures.

Novartis





ESG Score

88.5

Sector:


Health Care

 **Committed to reducing production waste.**

 **Product manufacturing processes pose challenges in some areas.**

Chevron

Chevron



ESG Score

88.0

Sector:

Energy

♻️ Implements technologies to reduce CO₂ emissions.

⚠️ Fossil fuel activities are inherently environmentally critical.

PepsiCo




ESG Score

87.5

Sector:

**Beverages /
Food Industry**

 **Implements
recycling
technologies and
reduces waste.**

 **High energy
consumption is
recorded in some
manufacturing
chains.**

ASML



ESG Score

86.5

Sector:

**Information
Technology**

 **Applies innovative
energy-saving
technologies.**

 **Manufacturing
process complexity
poses environmental
challenges.**

Merck

The Merck logo is displayed in a blue, stylized font. It is centered within a white rectangular area that has a subtle vertical gradient and is set against a light orange background.

ESG Score

87.0


Sector:

Health Care

♻️ Invests in environmentally friendly production technologies.

⚠️ Some products raise discussion regarding waste management.

Intel



ESG Score

86.0

Sector:

**Information
Technology**

**♻️ Increases energy
efficiency in its
factories.**

**⚠️ Modernization of
old manufacturing
lines is slow.**

AT&T



AT&T


ESG Score

85.5

Sector:

**Telecommunica
tions**

 **Promotes greener data centers.**

 **High electricity consumption in communication infrastructure.**

Nike



ESG Score

85.0

Sector:

Sports Goods

 **Uses recycled materials in production.**

 **Some suppliers face labor condition problems.**

Home Depot



ESG Score

84.5

Sector:

Retail

 **Implements waste reduction programs in stores.**

 **Supply chain problems in some regions.**

Verizon

The Verizon logo is displayed in black, featuring the word "verizon" in a lowercase sans-serif font. A red checkmark is positioned to the right of the word, indicating a positive rating or status.

ESG Score

84.0

Sector:

**Telecommunica
tions**

 **Invests in energy-saving technologies.**

 **High energy consumption in data centers.**

Siemens

The Siemens logo, consisting of the word "SIEMENS" in a bold, teal, sans-serif font, centered within a white rectangular box.

ESG Score

83.5

Sector:

**Industry /
Technology**

 **Develops
sustainable solutions
in industry.**

 **Sometimes difficult
to integrate
innovations into
legacy systems.**

Toyota



ESG Score

83.0

Sector:

Automobiles

 **Promotes the production of hybrid and electric vehicles.**

 **Traditional production lines have a larger carbon footprint.**

Unilever



ESG Score

82.5

Sector:

Consumer goods

♻️ Committed to reducing plastic use in packaging.

⚠️ Progress on improving some supply chain conditions is lagging.

SAP



ESG Score

82.0

Sector:

**Information
technology**

♻️ Implements cloud computing solutions with lower energy consumption.

⚠️ Key clients face their own sustainability challenges.

Total Energies



TotalEnergies

ESG Score

81.5

Sector:

Energy

 **Develops renewable energy projects.**

 **The legacy of fossil fuel activities continues to have an impact.**

McDonald's



ESG Score

81.0

Sector:

Food Services

 **Implements waste reduction and recycling programs.**

 **Criticized for high water consumption in some operations.**

Broadcom



ESG Score

80.5

Sector:

**Information
Technology**

 **Implements energy consumption efficiency programs in production.**

 **Some data is lacking in ESG reports.**

L'Oréal

L'ORÉAL

ESG Score

80.0

Sector:

**Beauty and
Personal Care**

 **Promotes the use of
natural and
sustainable raw
materials.**

 **The composition of
some products raises
discussions.**

Citigroup



ESG Score

79.5

Sector:

Finance

♻️ Invests in green technologies in the financial sector.

⚠️ ESG indicators depend on partners' activities.

IBM




ESG Score

79.0

Sector:

**Information
Technology**

 **Develops innovative solutions to increase energy efficiency.**

 **The transition to greener infrastructure is slow in some areas.**

AIA Group



ESG Score

78.5

Sector:

Insurance

♻️ Promotes sustainable business models in the insurance sector.

⚠️ Stronger ESG initiatives are lacking in some regions.

BP

bp



ESG Score

78.0

Sector:

Energy

**♻️ Invests in
renewable energy
solutions.**

**⚠️ Environmental
impact from past
fossil fuel activities.**

Allianz



ESG Score

77.5

Sector:

**Finance /
Insurance**

**♻️ Promotes
sustainable
investment solutions.**

**⚠️ ESG reports lack
detailed information
in some areas.**

HSBC



HSBC

ESG Score

77.0

Sector:

Finance

♻️ Plans to transition to greener banking models.

⚠️ Modernization of the old investment portfolio is slow.

SoftBank Group



ESG Score

76.5

Sector:

**Investments /
Telecommunications**

**♻️ Supports
innovation in
sustainability through
technology startups.**

**⚠️ Some investments
carry a higher
sustainability risk.**

Royal Dutch Shell




ESG Score

76.0

Sector:

Energy

 **Implements
technologies for CO₂
capture and storage.**

 **The problem of the
fossil fuel sector
legacy.**

GlaxoSmith Kline



ESG Score

75.5

Sector:

Health Care

♻️ Invests in environmentally friendly production technologies.

⚠️ Some manufacturing processes raise environmental issues.

Ford



ESG Score

75.0

Sector:

Automobiles

 **Develops electric vehicle lines.**

 **Saditional manufacturing lines have a large CO₂ footprint.**

Volkswagen




ESG Score

74.5

Sector:

Automobiles

 **Increases investments in electric vehicles and hybrid technologies.**

 **Past emissions scandals continue to affect reputation.**

General Motors



ESG Score

74.0

Sector:

Automobiles

 **Promotes the
production of electric
vehicles.**

 **Paseliance on
traditional engines
remains.**

American Express



ESG Score

73.5

Sector:

Finance

♻️ Supports sustainable business models and invests in green technologies.

⚠️ The sustainability initiatives of some partners are not progressing quickly enough.

3M




ESG Score

73.0

Sector:

**Industry /
Technology**

 **Implements waste
reduction
technologies in
production.**

 **Some
manufacturing
processes still
require a lot of energy.**

Starbucks



ESG Score

72.5

Sector:

Food Services

 **Promotes fair trade and sustainable coffee-growing initiatives.**

 **The large volume of packaging materials poses recycling challenges.**

Wells Fargo



**WELLS
FARGO**

ESG Score

72.0

Sector:

Finance

 **Invests in green technologies in its operations.**

 **ESG transparency is sometimes insufficient.**

Caterpillar



ESG Score

71.5

Sector:

**Industry /
Construction**

 **Develops efficient manufacturing technologies with lower pollution levels.**

 **Traditional heavy equipment sector - large carbon footprint.**

Adobe



Adobe

ESG Score

71.0

Sector:

**Information
Technology**

 **Optimizes data centers to reduce energy consumption.**

 **The lifecycle of some products still poses challenges.**

Lockheed Martin



ESG Score

70.5

Sector:

**Information
Technology**

 **Promotes organic agriculture and sustainable packaging design.**

 **Some areas of the supply chain raise environmental issues.**

Danone



ESG Score

70.0

Sector:

Food Industry

 **Invests in innovations that reduce energy costs.**

 **The nature of defense sector activities sometimes contradicts sustainability principles.**

Bayer



ESG Score

69.5

Sector:

**Health Care /
Pharma**

 **Invests in scientific research for the creation of sustainable solutions.**

 **Some manufacturing lines require further improvements.**

AXA



ESG Score

69.0

Sector:

Health Care

♻️ Invests in scientific research for the creation of sustainable solutions.

⚠️ Some manufacturing lines require further improvements.

BMW




ESG Score

68.5

Sector:

Automobiles

 **Promotes the development of electric and hybrid models.**

 **Traditional manufacturing technologies still emit a lot of CO₂.**

Schneider Electric



ESG Score

68.0

Sector:

Industry / Energy

♻️ Develops energy efficiency solutions in industry.

⚠️ The sustainability indicators of some regional operations are still lower.

Amgen

AMGEN


ESG Score

67.5

Sector:

Health Care

 **Implements environmentally friendly production technologies in pharmaceuticals.**

 **The manufacturing processes of some products pose waste management challenges.**

ING Group



ESG Score

67.0

Sector:

Finance

 **Promotes the expansion of sustainable investments and green initiatives.**

 **ESG standards depend on external partners in some areas.**

Sberbank




ESG Score

66.5

Sector:

Finance

 **Implements digital solutions with less paper use.**

 **Management processes sometimes do not meet higher ESG requirements.**

Santander



ESG Score

66.0

Sector:

Finance

 **Invests in renewable energy projects.**

 **Some regional divisions have less sustainability commitment.**

Astellas Pharma



ESG Score

65.5

Sector:

Health Care

♻️ Promotes research in environmentally friendly production and waste reduction.

⚠️ Some processes still require modernization towards sustainability.

Philips


PHILIPS

ESG Score

65.0

Sector:

**Technology /
Health**

 **Implements
environmentally friendly
solution systems in the
medical field.**

 **The lifecycle of some
products is not yet fully
green.**

ABB




ESG Score

64.5

Sector:

**Industry /
Automation**

 **Promotes energy efficiency in industrial automation.**

 **Some service areas require greater sustainability innovations.**

Fujifilm

FUJIFILM

ESG Score

64.0

Sector:

**Technology /
Health**

 **Implements recycling technologies and reduces waste.**

 **Some manufacturing lines face energy consumption problems.**

Mitsubishi



ESG Score

63.5

Sector:

Conglomerates

♻️ Diversified activities allow investing in green technologies.

⚠️ SomSome business sectors still intensively use fossil fuels.

Rio Tinto

RioTinto


ESG Score

63.0

Sector:

Mining / Metals

 **Implements modern technologies that reduce the environmental impact of mining.**

 **Manufacturing processes still face pollutant emissions.**

**Mitsubishi UFJ
Financial
Group**



MUFG

ESG Score

62.5

Sector:

Finance

 **Promotes sustainable financial solutions and investments.**

 **Some processes require greater transparency control.**

Hitachi

HITACHI

ESG Score

62.0

Sector:

**Industry /
Technology**

 **Implements
innovative solutions for
energy efficiency.**

 **Some manufacturing
divisions have
traditional process
challenges.**

China Mobile



中国移动
China Mobile

ESG Score

61.5

Sector:

**Telecommunica
tions**

♻️ **Develops sustainable data centers and communication infrastructure.**

⚠️ **Massive data center energy consumption poses challenges.**

China Construction Bank



China Construction Bank

ESG Score

61.0

Sector:

Finance

 **Implements green
finance initiatives.**

 **The implementation of
ESG standards is not
optimal in some sectors.**

ICBC (Industrial and Commercial Bank of China)



ICBC

ESG Score

60.5

Sector:

Finance

 **Promotes sustainable
investment and
financing solutions.**

 **Lacks detailed
transparency in
sustainability reports.**

Bank of China



中國銀行

BANK OF CHINA

ESG Score

60.0

Sector:

Finance

 **Committed to supporting green technologies.**

 **Lacke ESG standards of some investment portfolios have not been fully updated yet.**

Sinopec



ESG Score

59.5

Sector:

Energy

 **Implements new technologies to reduce CO₂ in production.**

 **Fossil fuel activities result in high emissions.**

China Life Insurance



ESG Score

59.0

Sector:

Insurance

♻ Promotes sustainability initiatives in insurance services.

⚠ Some products have a limited range of sustainability standards.

State Grid



STATE GRID
CORPORATION OF CHINA


ESG Score

58.5

Sector:

Energy

 **Invests in green power grid technologies.**

 **Large infrastructure scale makes a full transition to green solutions difficult.**

China Merchants Bank



招商銀行
CHINA MERCHANTS BANK

ESG Score

58.0

Sector:

Finance

**♻️ Develops green
finance technologies.**

**⚠️ SG reporting quality is
uneven among divisions.**

Ping An Insurance

PING AN

Expertise Creates Value

ESG Score

57.5

Sector:

Insurance

 **Uses digital solutions to improve sustainability.**

 **Automation of some processes has not been achieved yet.**

China Telecom



ESG Score

57.0

Sector:

**Telecommunica
tions**

♻️ Implements efficient communication network solutions with lower energy consumption.

⚠️ Large operational scale poses challenges to sustainability initiatives.

Baidu



ESG Score

56.5


Sector:

**Information
Technology**

♻️ **Invests in artificial intelligence solutions to increase energy efficiency.**

⚠️ **Modernization of some data centers is slow.**

JD.com



ESG Score

56.0

Sector:

E-commerce

 **Develops green logistics systems.**

 **High pollution in segments of the transport network.**

Pinduoduo



Pinduoduo

ESG Score

55.5

Sector:

E-commerce

♻️ Promotes more efficient delivery of goods and reduces packaging waste.

⚠️ Intensive logistics operations pose additional challenges.

Meituan



ESG Score

55.0

Sector:

Technology / E-commerce

♻️ Invests in green delivery technologies.

⚠️ Large operational scale poses challenges for sustainability implementation.

Naspers



NASPERS

ESG Score

54.5

Sector:

Media / Investments

♻️ Promotes innovation and sustainability initiatives in its portfolio.

⚠️ Some investment areas require greater accountability.

Reliance Industries




ESG Score

54

Sector:

**Conglomerates /
Energy**

 **Invests in renewable energy solutions.**

 **Traditional oil and gas operations still dominate.**

Infosys

Infosys

ESG Score

53.5

Sector:

**Information
Technology**

 **Promotes sustainable
IT solutions and
transition to the cloud.**

 **Some operational
lines rely on older
technologies.**

Capgemini



ESG Score

53

Sector:

Consulting / IT

♻️ Supports sustainable business models in the IT field.

⚠️ Sometimes difficult to integrate innovations into traditional processes.

Accenture


>
accenture

ESG Score

52.5


Sector:

Consulting / IT

 **Implements innovative sustainability consulting services.**

 **Large consulting scale can slow down the implementation of quick solutions.**

Cisco Systems



ESG Score

52

Sector:

**Information
Technology**

 **Invests in green
network technologies.**

 **Modernization of the
manufacturing process
of some products is slow.**

Qualcomm

Qualcomm

ESG Score

51.5

Sector:

**Information
Technology**

 **Promotes energy efficiency in mobile solutions.**

 **Competitive market puts pressure on rapid improvement.**

Texas Instruments




ESG Score

51

Sector:

**Information
Technology**

 **Implements sustainable manufacturing solutions in the semiconductor field.**

 **Modernization of some manufacturing lines requires larger investments.**

Micron Technology

micron


ESG Score

50.5

Sector:

**Information
Technology**

 **Develops energy-saving technologies in production.**

 **Manufacturing process complexity can slow down the implementation of green initiatives.**

SK Hynix



ESG Score

50

Sector:

**Information
Technology**

**♻️ Invests in modern
manufacturing
technologies and energy
efficiency.**

**⚠️ Competitive
environment puts
constant pressure on
efficiency.**

LG Electronics



ESG Score

49.5

Sector:

Electronics

♻️ Implements environmentally friendly production technologies and reduces waste.

⚠️ Energy consumption of some products is still high.

Sony


SONY

ESG Score

49

Sector:

**Electronics /
Entertainment**

 **Promotes innovation
in sustainability through
environmentally friendly
technologies.**

 **Some manufacturing
processes face energy
consumption challenges.**

Panasonic

The Panasonic logo, featuring the word "Panasonic" in a bold, blue, sans-serif font with a registered trademark symbol (®) to the upper right of the "c".

ESG Score

48.5

Sector:

Electronics

 **Implements energy-saving manufacturing technologies.**

 **Lacks a full transition to green energy sources.**

Lenovo

Lenovo

ESG Score

48

Sector:

**Information
Technology**

 **Develops sustainable solutions in personal computer production.**

 **Some manufacturing chains have not yet reached high ESG standards.**

Dell Technologies



ESG Score

47.5

Sector:

**Information
Technology**

♻️ Invests in energy-efficient infrastructure and sustainable materials.

⚠️ Issues in supply chains related to ethical and environmental standards.

BNP Paribas



BNP PARIBAS

ESG Score

47

Sector:

Finance

♻️ Supports investments in renewable energy and sustainable development.

⚠️ Challenges in reducing financing for fossil fuels.

Bank of America



BANK OF AMERICA

ESG Score

46.5

Sector:

Finance

♻️ Focuses on financing environmental projects and reducing carbon footprint.

⚠️ Criticism for investments in the fossil fuel industry.

CMS Energy



ESG Score

46

Sector:

Utilities

♻️ Committed to retiring all coal plants by 2025.

⚠️ Past issues with pollutant leaks and fines.

**Morgan
Stanley**

MorganStanley

ESG Score

45.5

Sector:

Finance

 **Focuses on sustainable investments and reducing its environmental impact.**

 **Challenges in achieving complete transparency in all environmental practices.**

Goldman Sachs

The Goldman Sachs logo, featuring the company name in white serif font on a blue square background.

Goldman
Sachs

ESG Score

45

Sector:

Finance

 **Invests in renewable energy projects and supports sustainability initiatives.**

 **Criticized for continuing to finance fossil fuel projects.**

UBS




UBS

ESG Score

44.5

Sector:

Finance

 **Focuses on sustainable investment and reduction of carbon emissions in its operations.**

 **Some clients and investment practices do not fully align with ESG criteria.**

Credit Suisse

CREDIT SUISSE 

ESG Score

44

Sector:

Finance

 **Supports the development of sustainable products and investments in renewable energy.**

 **Scandals and controversies have raised questions about the bank's integrity.**

Neste


The logo for Neste, featuring the word "NESTE" in a bold, blue, sans-serif font.

ESG Score

43.5

Sector:

Energy

 **Global leader in renewable diesel and sustainable aviation fuel.**

 **Criticized for palm oil supply chain issues.**

Standard Chartered



standard
chartered

ESG Score

43

Sector:

Finance

 **Committed to promoting sustainable development in developing countries.**

 **Challenges in managing risks related to environmental projects.**

Barclays



ESG Score

42.5

Sector:

Finance

 **Promotes sustainable finance and invests in green technologies.**

 **Accusations of greenwashing and involvement in environmentally harmful projects.**

Moderna



ESG Score

42

Sector:

Health Care

 **Invests in biotech with transparent vaccine development.**

 **Faced criticism for patent protection during global health crises.**

Snap Inc.



Snap Inc.

ESG Score

41.5


Sector:

**Communication
Services**

**♻️ Invests in AR to
promote education and
accessibility.**

**⚠️ Criticized for weak
content moderation and
youth mental health risks.**

NatWest Group



NatWest
Group

ESG Score

41

Sector:

Finance

♻️ Aims to be a leader in sustainable finance and reduce environmental impact.

⚠️ Some investments contradict stated environmental goals.

Legal & General



Legal & General

ESG Score

40.5

Sector:

Finance

**♻️ Committed to
sustainable investments
and promotion of
responsible business
practices.**

**⚠️ Challenges in aligning
all investment activities
with sustainable values.**

Aviva



AVIVA

ESG Score

40

Sector:

Finance

♻️ Actively participates in sustainable investments and reduces the environmental impact of its operations.

⚠️ Some investments are inconsistent with stated sustainability goals.

Prudential plc



ESG Score

39.5

Sector:

Finance

♻️ Supports sustainability through investments in renewable energy and other environmental projects.

⚠️ Concerns about the impact of investment decisions on the environment and society.

eBay



ESG Score

39

Sector:

**Information
Technology**

♻️ Supports circular economy by facilitating resale and reuse.

⚠️ Limited control over third-party product sustainability or sourcing.

Waste Management Inc.



ESG Score

38.5

Sector:

Industrials

**♻️ Leader in recycling and
landfill gas-to-energy
programs.**

**⚠️ Fined in the past for
environmental violations.**

MetLife



MetLife

ESG Score

38

Sector:

Finance

♻️ Promotes sustainable investments and environmental protection through its activities.

⚠️ Challenges in aligning all business practices with ESG criteria.

Duke Energy



ESG Score

37.5

Sector:

Utilities

 **Expanding investment in solar and wind power.**

 **Heavy historical reliance on coal-fired power generation.**

Reckitt Benckiser



ESG Score

37

Sector:

**Consumer
Staples**

 **Improved water efficiency across manufacturing plants.**

 **Criticized for use of single-use plastics.**

Mondelez International



ESG Score

36.5

Sector:

**Consumer
Staples**

**♻️ Invests in sustainable
cocoa farming programs.**

**⚠️ Criticized for
deforestation and child
labor risks in supply chain.**

Manulife Financial



ESG Score

36


Sector:

Finance

♻️ Commits to sustainable investing practices in asset management.

⚠️ Past controversies related to transparency and fee structures.

Domino's Pizza



ESG Score

35.5

Sector:

**Consumer
Discretionary**

**♻️ Invests in electric
delivery vehicles in urban
areas.**

**⚠️ Criticized for excessive
packaging and low
nutritional standards.**

Intuitive Surgical

INTUITIVE
SURGICAL®

ESG Score

35

Sector:

Health Care

 **Robotic surgery reduces waste and hospital stays.**

 **High equipment costs limit access to low-income hospitals.**

Illumina


illumina®


ESG Score

34.5

Sector:

Health Care

 **Advances genomics for personalized medicine and disease prevention.**

 **Criticized for high pricing limiting access to sequencing technology.**

American Tower Corporation



AMERICAN TOWER®

ESG Score

34.0

Sector:

Real Estate

♻️ Invests in energy-efficient telecom infrastructure.

⚠️ Environmental impact of tower construction.

Repsol



REPSOL

ESG Score

33.5

Sector:

Energy

♻️ Among first oil companies to pledge net-zero.

⚠️ Still expanding fossil fuel extraction.

Alstom



ESG Score

33.0

Sector:

Industrials

 **Develops electric and hydrogen trains.**

 **Past merger scrutiny over market competition.**

Colgate- Palmolive



COLGATE-PALMOLIVE

ESG Score

32.5

Sector:

**Consumer
Staples**

**♻️ Uses recyclable
toothpaste tubes.**

**⚠️ Criticized for palm oil
sourcing.**

Etsy

Etsy

ESG Score

32.0

Sector:

**Consumer
Discretionary**

 **Carbon-neutral
shipping since 2019.**

 **Quality and labor
standards vary by seller.**

Dassault Systèmes



ESG Score

31.5

Sector:

**Information
Technology**

 **Software enables
product lifecycle
sustainability.**

 **ESG policy
implementation still
limited.**

Bank Rakyat Indonesia



ESG Score

31.0

Sector:


Finance

 **Promotes
microfinance in rural
areas.**

 **Limited ESG
disclosure and
reporting.**

Lloyds Banking Group

LLOYDS
BANKING GROUP



ESG Score

30.5

Sector:

Finance

♻️ Focuses on reducing carbon footprint and promoting sustainable practices across its operations.

⚠️ Some investments are inconsistent with stated sustainability goals.

Canadian National Railway



ESG Score

30.0

Sector:

Industrials

**♻️ Trains emit less CO₂
per ton than trucks.**

**⚠️ Oil transport raises
environmental
concerns.**

Linde plc



ESG Score

29.5


Sector:

Materials

♻️ Invests in green hydrogen technology.

⚠️ High energy use in industrial gas production.

Porsche AG



PORSCHE

ESG Score

29.0

Sector:

**Consumer
Discretionary**

**♻️ Developing electric
sports cars.**

**⚠️ Criticized for
promoting high-
consumption vehicles..**

Naver Corporation

NAVER


ESG Score

28.5


Sector:

**Communication
Services**

 **Runs eco-friendly
data centers.**

 **Criticized for
algorithm bias and
privacy.**

Aena



aena

ESG Score

28.0

Sector:

Industrials

**♻️ Carbon neutral
airports in Spain.**

**⚠️ Air travel's high
emissions remain a
concern**

Telia Company



ESG Score

27.5

Sector:

**Communication
Services**

**♻️ Promotes digital
inclusion in Nordic
countries.**

**⚠️ Investigated for past
corruption scandals.**

POSCO

posco

ESG Score

27.0

Sector:

Materials

 **Producing low-carbon steel technologies.**

 **Past issues with pollution and worker safety.**

Daimler Truck

DAIMLER
TRUCK

ESG Score

26.5

Sector:

Industrials

 **Develops hydrogen-powered trucks.**

 **Diesel emissions remain significant**

Uber Technologies

Uber

ESG Score

26.0

Sector:

**Consumer
Discretionary**

 **Expanding electric
vehicle fleets.**

 **Labor rights concerns
for gig workers.**

Rakuten

Rakuten

ESG Score

25.5

Sector:

**Information
Technology**

 **Supports sustainable
e-commerce solutions.**

 **Criticized for data
collection practices.**

ArcelorMittal



ArcelorMittal

ESG Score

25.0

Sector:

Materials

 **Investing in green steel production.**

 **High historical CO₂ emissions from operations.**

E.ON

e.on

ESG Score

24.5

Sector:

Utilities

 **Leading role in
Germany's green energy
transition.**

 **Past reliance on coal
and nuclear power.**

Kraft Heinz

The logo for Kraft Heinz, featuring the word "Kraft" in a blue serif font and "Heinz" in a red script font.

ESG Score

24.0

Sector:

**Consumer
Staples**

 **Working to improve
packaging recyclability.**

 **Low ESG ratings for
animal welfare
practices.**

PayPal



ESG Score

23.5

Sector:

**Financial
Technology**

 **Promotes financial
inclusion globally.**

 **Accused of biased
account restrictions.**

Telstra



ESG Score

23.0

Sector:

**Communication
Services**

 **Committed to net-zero emissions by 2050.**

 **Accused of mishandling customer data.**

Samsung



ESG Score

22.5

Sector:

Electronics

 **Investing in energy-efficient products and recycling programs.**

 **E-waste management and environmental impact of manufacturing processes.**

Airbnb




ESG Score

22.0


Sector:

**Consumer
Discretionary**

 **Promotes sustainable tourism through community-based travel.**

 **Criticized for contributing to housing shortages in major cities.**

TSMC



ESG Score

21.5

Sector:

Technology

♻️ Committing to using renewable energy and reducing its carbon footprint.

⚠️ High water consumption and energy intensity in semiconductor manufacturing.

Petrobras



ESG Score

21.0

Sector:

Energy

 **Investing in carbon capture technology.**

 **Involved in major corruption scandals.**

NextEra Energy



ESG Score

20.5

Sector:

Utilities

**♻️ Largest generator of
wind and solar energy in
the U.S.**

**⚠️ Legal disputes over
land and wildlife impact.**

Salesforce



ESG Score

20.0

Sector:

Software

♻️ **Committing to deliver a carbon-neutral cloud and promoting sustainable business practices.**

⚠️ **Data center energy consumption and impact of global operations.**

Heineken



Heineken®

ESG Score

19.5

Sector:

**Consumer
Staples**

 **Reduced water usage
per liter of beer
produced.**

 **Alcohol-related social
concerns in marketing.**

Zalando



ESG Score

19.0

Sector:

**Consumer
Discretionary**

 **Offers circular fashion initiatives.**

 **Concerns over warehouse working conditions.**

Vestas Wind Systems

The logo for Vestas, featuring the word "Vestas" in a bold, blue, italicized sans-serif font, followed by a registered trademark symbol (®).

ESG Score

18.5

Sector:

Industrials

 **Global leader in wind turbine production.**

 **Manufacturing processes remain energy-intensive.**

Stripe

stripe

ESG Score

18.0

Sector:

**Financial
Technology**

 **Invests in carbon
removal technologies.**

 **Lacks comprehensive
ESG disclosure.**

Tata Consultancy Services



ESG Score

17.5

Sector:

Consulting

♻️ Investing in renewable energy and reducing energy consumption in its operations.

⚠️ Environmental impact of global operations and data centers.

Kering



ESG Score

17.0

Sector:

**Consumer
Discretionary**

♻️ Pioneered sustainable luxury fashion initiatives.

⚠️ Faces challenges in supply chain transparency.

Tencent Music Entertainment




ESG Score

16.5

Sector:

**Communication
Services**

 **Promotes green data centers and streaming.**

 **Criticized for censorship and limited user privacy.**

Wipro



ESG Score

16.0

Sector:

Consulting

♻️ Committed to carbon neutrality and reducing its environmental impact.

⚠️ Challenges in implementing sustainability across all global operations.

Cognizant




ESG Score

15.5

Sector:

Consulting

 **Helping clients develop and implement sustainable business practices.**

 **Managing the carbon footprint of global operations and promoting diversity.**

HCL Technologies

The HCL logo is displayed in a bold, blue, italicized sans-serif font.

ESG Score

15.0

Sector:

Technology

 **Investing in renewable energy and reducing energy consumption in its operations.**

 **Environmental impact of global operations and data centers.**

NTT Data

NTT DATA

ESG Score

14.5


Sector:

Technology

 **Promoting sustainable IT solutions and reducing its carbon footprint.**

 **Challenges in transitioning to a fully sustainable infrastructure.**

Fujitsu



ESG Score

14.0

Sector:

Technology

 **Developing energy-efficient technologies and promoting sustainable business practices.**

 **Managing the environmental impact of its operations and supply chains.**

Ericsson



ESG Score

13.5

Sector:

Telecommunications

 **Working to reduce its carbon footprint and promote sustainable technologies.**

 **Challenges in reducing the environmental impact of its supply chains.**

Nokia

The Nokia logo, consisting of the word "NOKIA" in a bold, black, sans-serif font, centered within a white rectangular box.

ESG Score

13.0

Sector:

Telecommunications

 **Committing to reducing its carbon emissions and promoting sustainable practices.**

 **Environmental impact of its global supply chains and manufacturing processes.**

Palantir Technologies



ESG Score

12.5

Sector:

**Information
Technology**

**♻️ Supports
government ESG and
disaster response
initiatives.**

**⚠️ Criticized for work
with controversial
surveillance programs.**

Xiaomi



ESG Score

12.0

Sector:

**Consumer
Electronics**

 **Invests in recyclable product packaging.**

 **Criticized for data privacy vulnerabilities.**

Enel



ESG Score

11.5

Sector:

Utilities

♻️ Among the largest producers of renewable energy in Europe

⚠️ Past controversies over environmental damage in South America..

Spotify



ESG Score

11.0

Sector:

**Communication
Services**

 **Runs renewable-powered data centers.**

 **Criticized for artist compensation and content moderation.**

Square (Block Inc.)



ESG Score

10.5

Sector:

**Financial
Technology**

 **Committed to net-zero carbon operations**

 **Criticized for lack of diversity in leadership.**

MediaTek

The logo consists of the word "MEDIATEK" in white, uppercase, sans-serif font, centered within an orange parallelogram shape that is wider at the top and bottom and tapers in the middle.


MEDIATEK

ESG Score

10.0

Sector:

Technology

 **Designing energy-efficient chips and promoting sustainable technologies.**

 **High energy consumption during chip production and reliance on hazardous materials.**

Applied Materials



ESG Score

9.5

Sector:

Technology

♻️ Developing technologies that reduce energy consumption in semiconductor manufacturing.

⚠️ Environmental impact from manufacturing processes.

Lam Research



ESG Score

9.0

Sector:

Technology

**♻️ Innovations in
reducing waste during
chip manufacturing.**

**⚠️ Challenges related to
chemical usage.**

KLA Corporation




ESG Score

8.5


Sector:

Technology

 **Focus on improving the efficiency of manufacturing processes.**

 **Supply chain complexities.**

Zoom Video Communications

The Zoom logo is displayed in a large, blue, sans-serif font.

ESG Score

8.0


Sector:

**Communication
Services**

 **Enables remote work,
reducing carbon
footprints.**

 **Faced scrutiny over
data privacy and
encryption.**

Tokyo Electron



TOKYO ELECTRON

ESG Score

7.5

Sector:

Technology

 **Development of technologies aimed at lower energy usage.**

 **Waste management concerns.**

Screen Holdings


SCREEN


ESG Score

7.0

Sector:

Technology

 **Enhancing the sustainability of semiconductor manufacturing processes.**

 **Dependency on resource-intensive manufacturing.**

Advantest

The Advantest logo, featuring the word "ADVANTEST" in a bold, dark red, sans-serif font with a registered trademark symbol.

ESG Score

6.5

Sector:

Technology

 **Focuses on testing equipment that improves efficiency.**

 **Issues related to disposal of testing equipment.**

Teradyne


TERADYNE

ESG Score

6.0

Sector:

Technology

 **Innovations in reducing waste materials during testing.**

 **Complex supply chain management.**

Samsung Biologics


SAMSUNG
BIOLOGICS

ESG Score

5.5

Sector:

Pharmaceuticals

 **Investing in green
energy for
manufacturing
processes.**

 **Waste disposal from
biopharmaceutical
production.**

Glencore

GLENCORE

ESG Score

5.0

Sector:

Materials

 **Investing in
responsible mining
practices.**

 **History of
environmental and
corruption allegations.**

Shopify



ESG Score

4.5

Sector:

**Information
Technology**

 **Provides carbon-neutral shipping options.**

 **Limited disclosure on workforce diversity.**

Ørsted

Ørsted

ESG Score

4.0

Sector:

Utilities

**♻️ Transitioned fully to
renewable energy
generation.**

**⚠️ Previously operated
coal-fired power plants.**

Pfizer



ESG Score

3.5

Sector:

Pharmaceuticals

♻️ Initiatives for responsible supply chain management.

⚠️ High energy usage in manufacturing processes.

Merck & Co.



ESG Score

3.0

Sector:

Pharmaceuticals

 **Commitment to reducing the environmental impact of products.**

 **Potential impact of drugs on the environment.**

Sanofi



ESG Score

2.5

Sector:

Pharmaceuticals

♻️ Efforts to improve energy efficiency.

⚠️ Challenges in waste reduction from manufacturing.

Adyen

The Adyen logo, featuring the word "adyen" in a lowercase, green, sans-serif font.

ESG Score

2.0

Sector:

**Financial
Technology**

 **Achieved carbon-neutral operations since 2020.**

 **Limited transparency on ESG performance in supply chains.**

AstraZeneca



ESG Score

1.5

Sector:

Pharmaceuticals

 **Dedicated to sustainable and ethical sourcing.**

 **Limited details on supply chain sustainability.**

Novo Nordisk



ESG Score

1

Sector:

Pharmaceuticals

♻️ Plans to transition to greener banking models.

⚠️ A small number of processes raise environmental issues.

Eli Lilly and Company

The logo for Eli Lilly, featuring the word "Lilly" in a red, cursive script font.

ESG Score

0.5

Sector:

Pharmaceuticals

 **The company plans to invest in environmentally friendly production technologies.**

 **A small number of products raise discussion regarding waste management.**